



# Current Public Work Force Systems – Austrian Programs

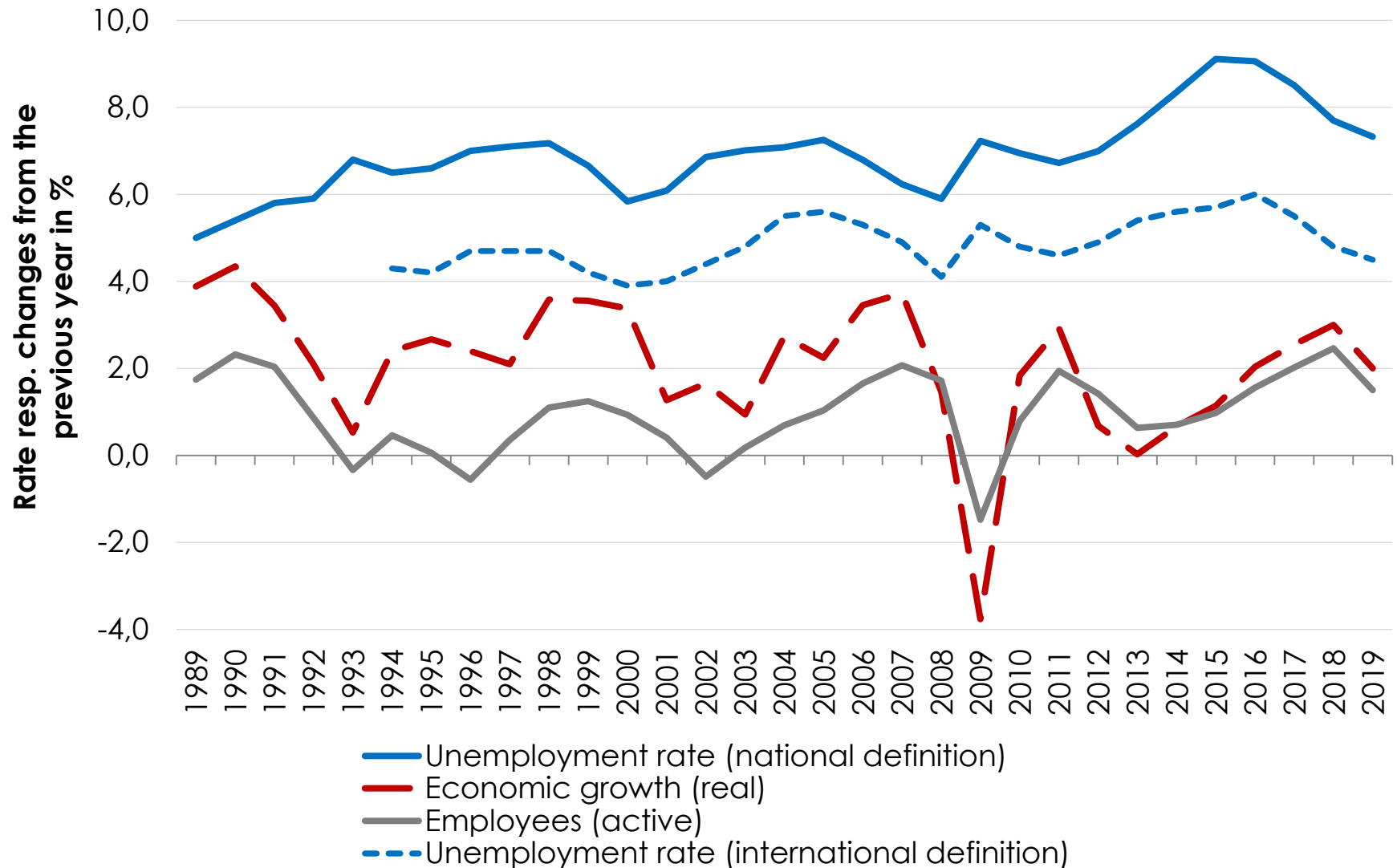
**Christoph Badelt**

**Austrian Embassy, Washington, DC  
13th November 2018**

# **I. LOCATING THE TOPIC**

# **II. ACTIVE LABOR MARKET POLICY IN AUSTRIA**

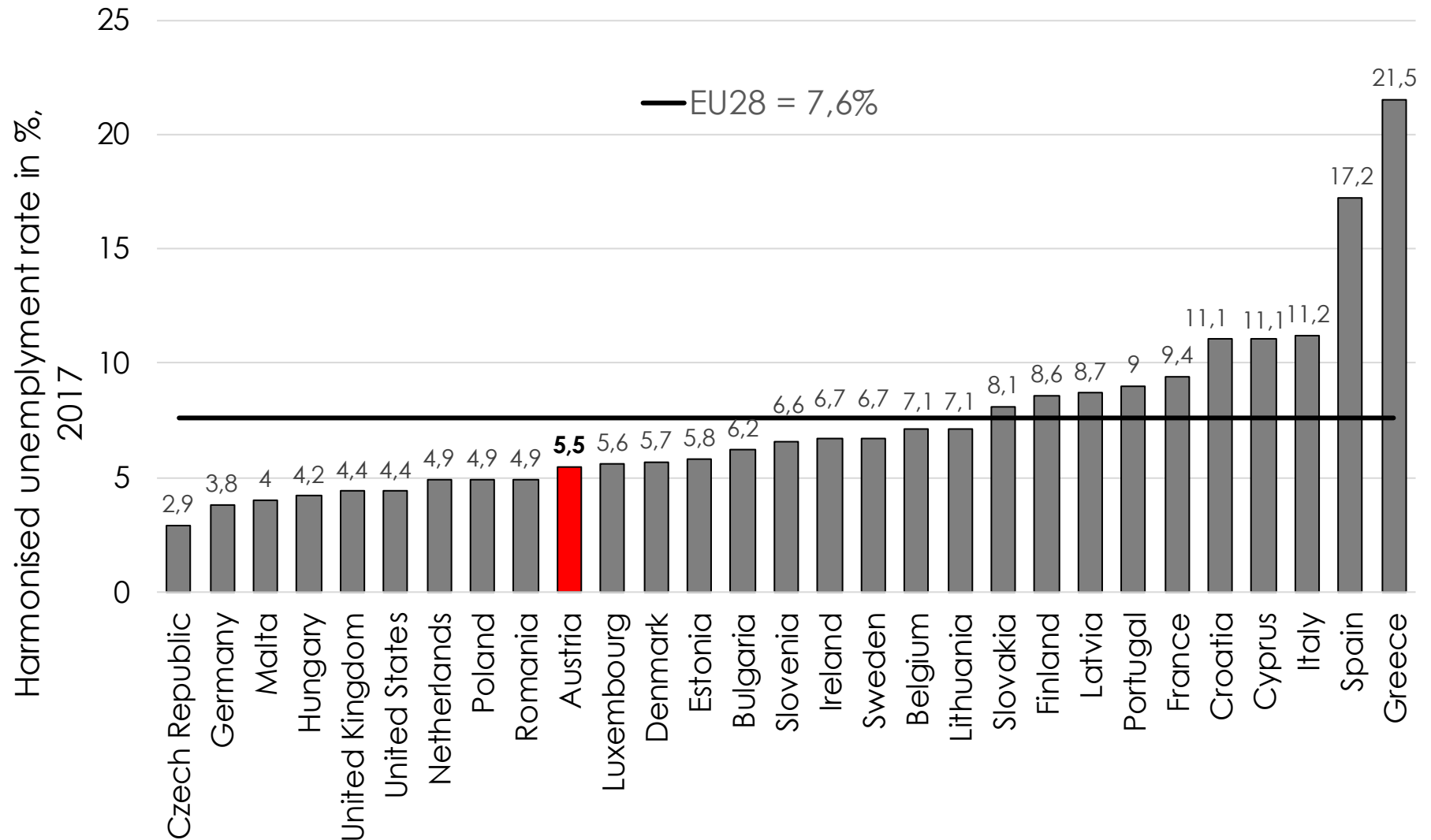
# Long Run Development of Unemployment



Data for 2018 and 2019 based on the WIFO forecast from september 2018.

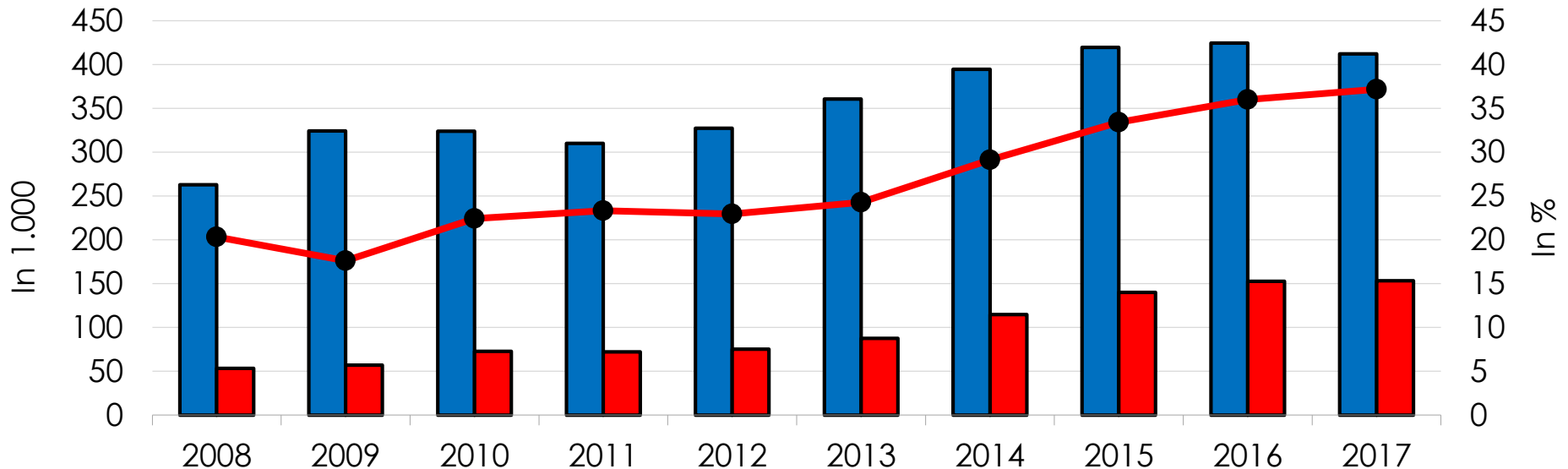
S: Labour Market Service, Main Association of Austrian Social Security, Statistics Austria, WIFO computations.




# Unemployment within EU Countries



# Long Term Unemployed Persons (National Definitions)

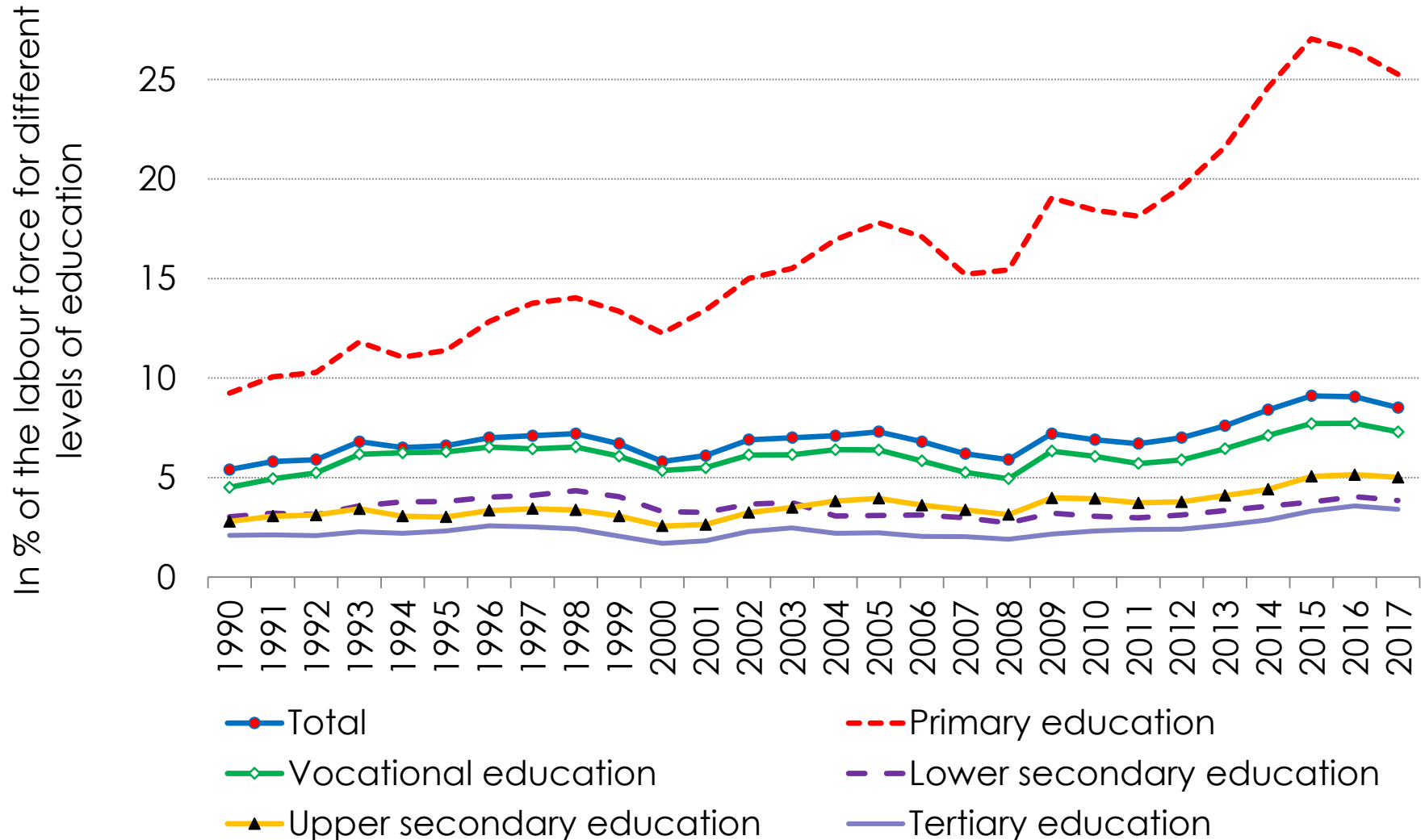
	Unemployment*		Long term unemployment*	
	Persons		Persons	In % of total unemployment
2008	262.762		53.427	20,3
2017	412.074		153.199	37,2



-  Unemployed persons\* (left axis)
-  Long term unemployed persons\* (left axis)
-  Long term unemployed persons in % of all unemployed persons\* (right axis)

\*) Including persons in training

# Unemployment and Qualification (National Definition)



# **I. LOCATING THE TOPIC**

# **II. ACTIVE LABOR MARKET POLICY IN AUSTRIA**

# Structure of Labor Market Policy Spending in Austria

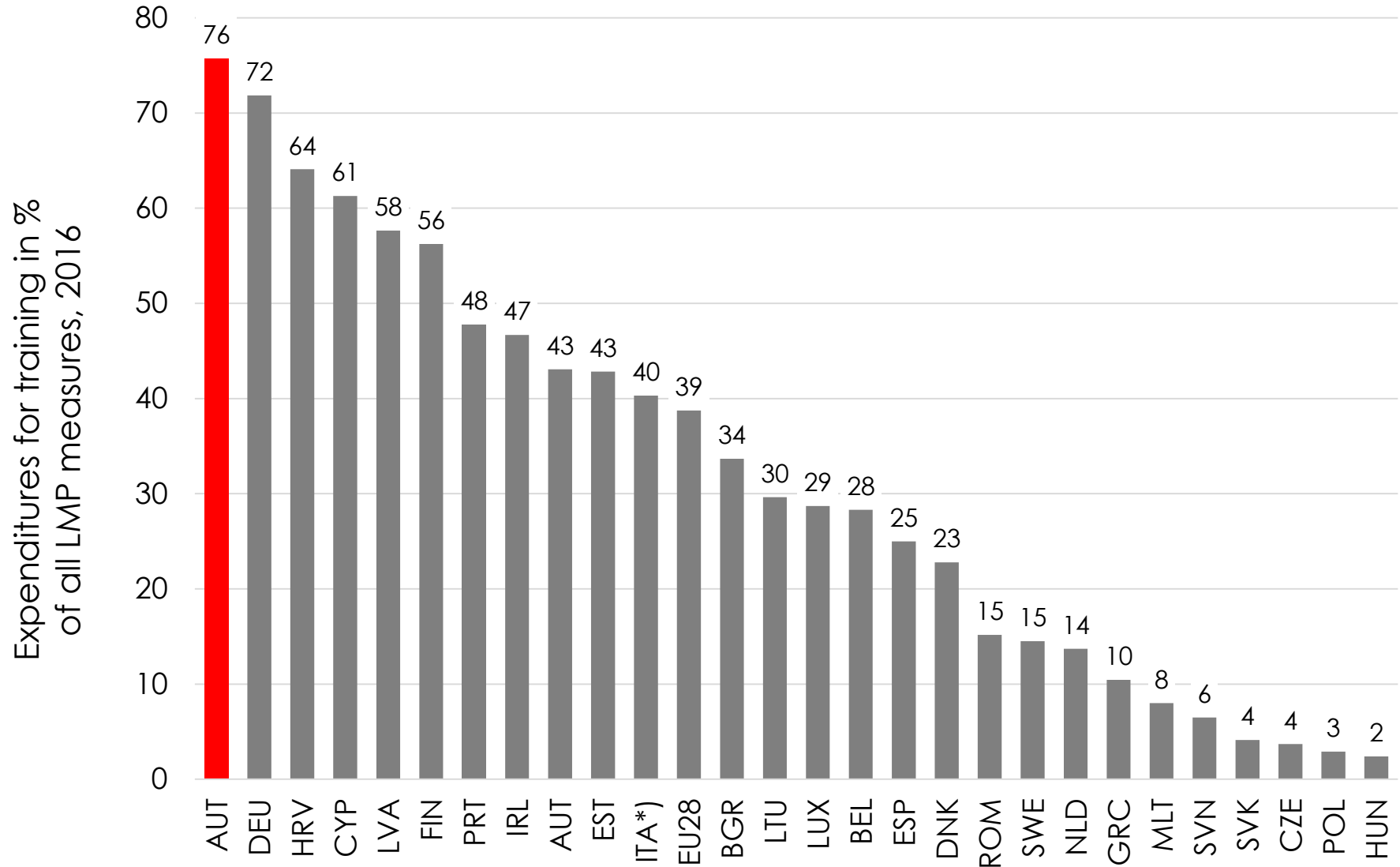
	2010	2011	2012	2013	2014	2015	2016	2017
In Mio. €								
Active LMP <sup>1)</sup>	1.324	1.177	1.175	1.269	1.346	1.309	1.452	1.535
PES	1.079	975	971	1.039	1.124	1.112	1.236	1.327
Activating LMP for skills training	757	661	703	827	906	833	830	842
Activating LMP: part-time allowance	255	228	207	204	214	269	352	440
Passive LMP <sup>2)</sup>	3.529	3.436	3.434	3.778	4.214	4.710	4.745	4.608
<b>Expenditure total<sup>3)</sup></b>	<b>6.338</b>	<b>6.007</b>	<b>6.080</b>	<b>6.677</b>	<b>7.392</b>	<b>7.873</b>	<b>8.193</b>	<b>8.310</b>
Total of active and activating LMP as % of total expenses	37%	34%	34%	34%	33%	31%	32%	34%

S: Basisinformationsbericht: Arbeitsmarktpolitik - Institutionen, Verfahren, Maßnahmen (2016/2017)

PES annual reports 2009-2016; BMASGK, Division VI/A/6; 1) Incl. compulsory education/training, Training Guarantee, etc., IEF-BMASK apprenticeship training bonus (Insolvency Contingency Fund); 2) Unemployment benefits, unemployment assistance, etc.; including bridge benefits, excluding activating UI funds.; 3) incl. administration costs.

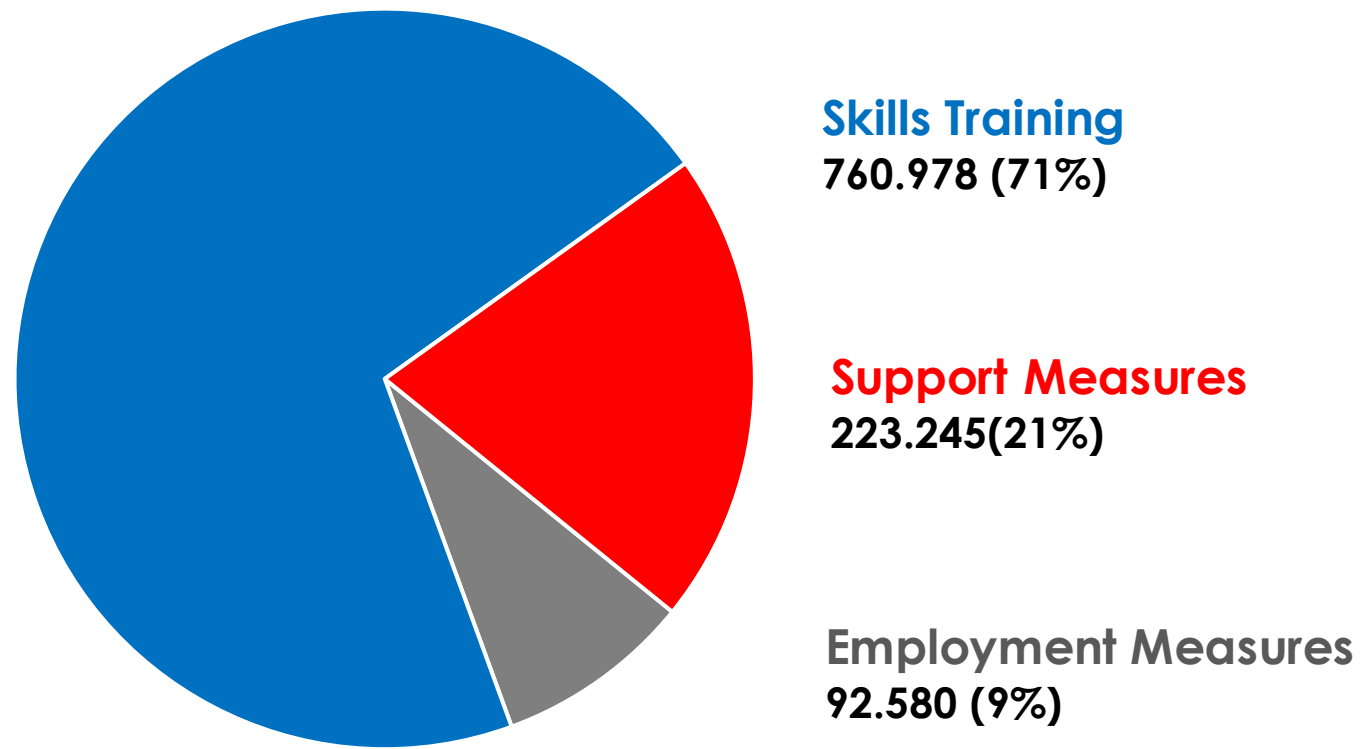


# Expenditures for Workforce Programs in International Comparison



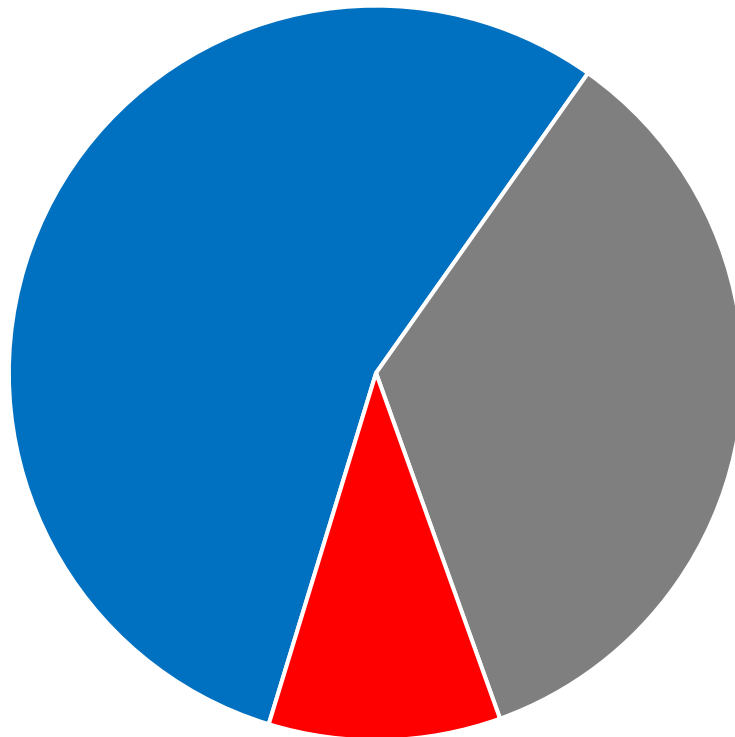
# PES: Structure of Funded Cases, LMP Funding, 2017

	Total number of funded cases	Skills Training in %	Employment Measures in %	Support Measures in %
2011	955.725	82	7	11
2014	1.081.476	76	9	15
2017	1.076.803	71	8	21



# PES: Structure of Expenditures, LMP Funding Budget, 2017

	Total expenditures – LMP policy funding budget in Mio. €	Skills Training in %	Employment Measures in %	Support Measures in %
2011	974,7	68	23	9
2014	1.124,2	62	28	10
2017	1.326,6	55	35	10



**Skills Training**  
 730,6 Mio. € (55%)

**Employment Measures**  
 460,6 Mio. € (35%)

**Support Measures**  
 135,4 Mio. € (10%)

- **Support of individuals during the job search process (Placement Service by PES)**
- **Job training by institutions – (subsidies to training establishments, subsidized training participants)**
  - Occupational orientation
  - Job search
  - Skills training
- **Subsidies to individuals for training in private institutions**
- **Subsidies to employers for training**
- **Subsidies to apprenticeships**

- **Key targets of LMP are defined on the federal level, but there is room for decisions both in the 9 province offices of PES and in the 99 regional offices of PES**
- **Role of Provinces**
  - **PES organisations on the regional level – cooperation with Regional Governments**
  - **In some cases, direct workforce initiatives of Provinces**

## ■ Social Partners

- **Members of Administrative Board of Public Employment Service (PES) (AMS) – thus influencing policy formulation**
- **Also active role of social partners on the provincial level, both in decision making and in implementation of LMP (e.g. joint projects between social partners and regional PES offices)**
- **Important providers of training programs, thus partners of PES in implementation of workforce programs**

**Thank you  
for your attention!**